



富捷科技

Product Datasheet

产品规格说明书

FRE Series Anti- ESD Thick Film Chip Resistor

抗静电厚膜片式电阻器

安徽省富捷电子科技有限公司

ANHUI FOJAN ELECTRONICS TECHNOLOGY CO., LTD

安徽省马鞍山市郑蒲港新区金蒲电子产业园

JINPU ELECTRONIC INDUSTRIAL PARK, ZHENGPU PORT NEW DISTRICT, MAANSHAN CITY, ANHUI PROVINCE

zoey@fosan.net.cn www.fosan.vip

抗静电厚膜片式电阻器

Anti- ESD Thick Film Chip Resistor FRE Series



■ 特点 (Features)

- 电性能稳定, 可靠度高 - Stable electrical capability and high Reliability
- 符合 RoHS 指令要求 - Compliant with RoHS directive
- 符合无卤素要求 - Halogen free requirement
- 防静电性能良好 - Good antistatic performance

■ 应用 (Application)

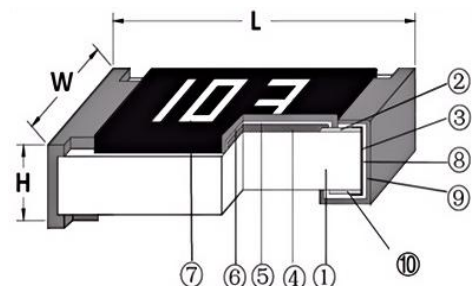
- 广泛应用于医疗设备、工业控制、AV 适配器、汽车工业、户外设备及消费类电子产品等领域。
- Widely used in medical devices, industrial controls, AV adapter, automotive industrial, outdoor equipment and consumer electronics etc.

■ 产品料号 (Parts Number Explanation) 示例 FRE1206F1001TS

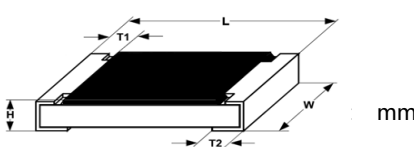
F 公司	RE 产品别	1206 尺寸	F 公差	1001 字码	T 包装别	S 端电极	特殊码
FOJAN	RE: Anti- ESD	0201	F:±1%	±5%:E24	T: 7 inch reel	S: Sn	Blank: none
	Others series refer to Catalogue	0402	J:±5%	3-digits+blank	Q:10 inch reel	C: Cu	
		0603		±1%&Below:	R:13 inch reel	A: Au	
		0805		E24+E96:	B: Bulk		
		1206		4-digits			
1210							
Company	Type	Size	Tolerance	Resistance	Packaging	Termination	Special Case

■ 电阻结构 (Construction)

NO.	结构 Construction	主要材料 Major material
1	陶瓷基板 Ceramic substrate	三氧化二铝 Al ₂ O ₃
2	银电极 Conductive layer (Top)	银 Ag
3	侧电极 Side conductive layer	镍铬合金 NiCr
4	阻体层 Resistive layer	氧化钌 RuO ₂
5	内保护层 Inner protective layer	玻璃 Glass
6	外保护层 Outer Protective layer	环氧树脂 Epoxy
7	文字 Marking	环氧树脂 Epoxy
8	镍电极 Ni plating layer	镍 Ni
9	锡电极 Sn plating layer	锡 Sn
10	银电极 Conductive layer (Back)	银 Ag



尺寸 (Dimension):

尺寸 Dimension						
型别 (Type)		L	W	H	T1	T2
英制	公制					
0201	0603	0.60±0.03	0.30±0.03	0.23±0.03	0.10±0.05	0.15±0.05
0402	1005	1.00±0.05	0.50±0.05	0.35±0.05	0.20±0.10	0.25±0.10
0603	1608	1.60±0.10	0.80±0.10	0.45±0.10	0.25±0.15	0.25±0.15
0805	2012	2.00±0.10	1.25±0.10	0.50±0.10	0.35±0.20	0.40±0.20
1206	3216	3.10±0.10	1.60±0.10	0.55±0.10	0.45±0.20	0.45±0.20
1210	3225	3.10±0.10	2.50±0.15	0.55±0.10	0.45±0.15	0.50±0.20

电气特性 (Electrical characteristics)

型别 Type	70°C 下额定功率 Rated Power at 70°C	最大工作电压 Max Working Voltage	最大过负荷电压 Max Overload Voltage	绝缘耐压 DW V
0201	1/20W	25V	50V	50V
0402	1/16W	50V	100V	300V
0603	1/10W	75V	150V	300V
0805	1/8W	150V	300V	500V
1206	1/4W	200V	400V	500V
1210	1/2W	200V	400V	500V

备注 (Remark) : 额定电压计算公式 (The rated voltage is calculated by the following formula) :

$$E = \sqrt{RP} \quad E: \text{额定电压 (Rated Voltage) (V)}$$

P: 额定功率 (Rated Power) (W)

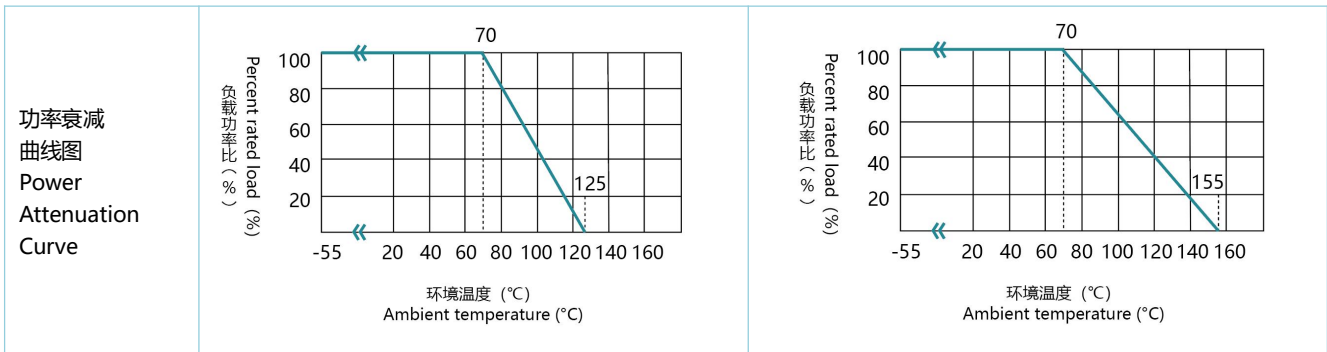
R: 电阻阻值 (Resistance) (ohm)

如果计算出的电压超过此型别的最大工作电压, 则此型别的最大工作电压为此电阻的额定电压。

In case the value calculated by the formula exceed the maximum working voltage as above table 8, the maximum working voltage shall be regarded as rated voltage.

功率衰减曲线 (Derating Curve)

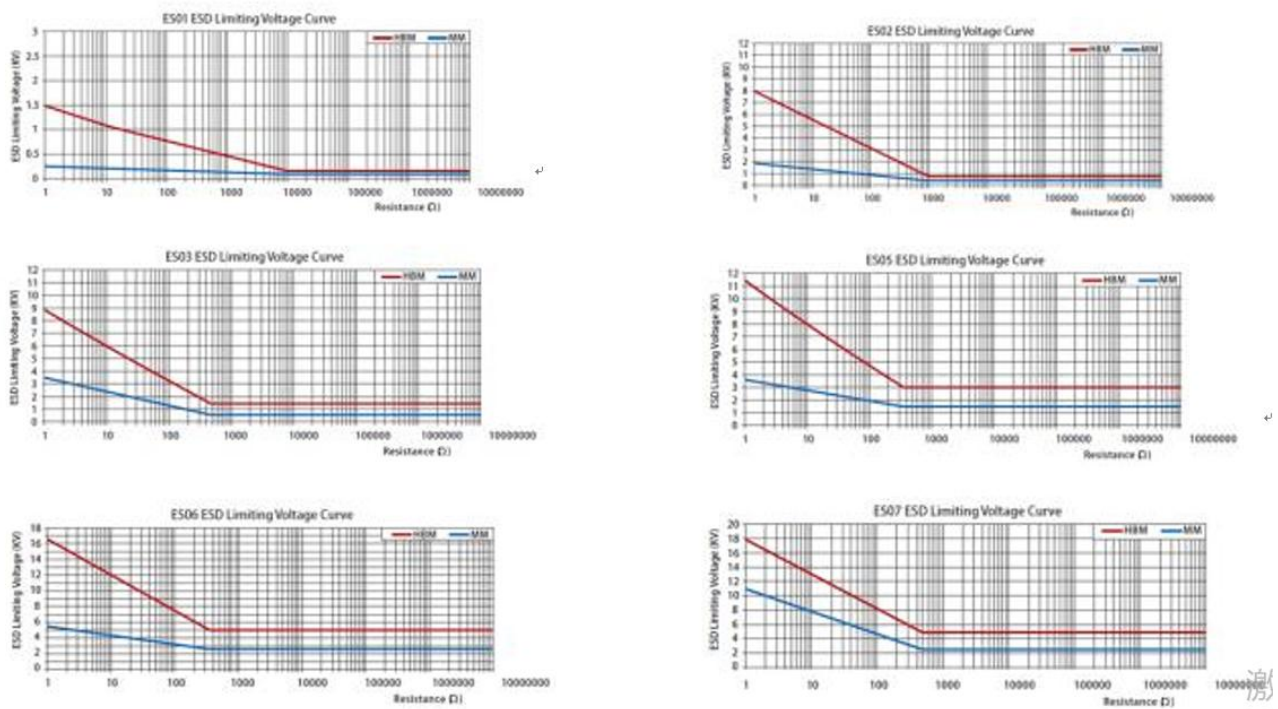
使用温度范围 Temperature usage range	-55°C~+125°C(0201)	-55°C~+155°C (其他)
说明 Describe	周围温度若超过 70°C 至 125°C 之间, 功率可照下图曲线予以修订 If the ambient temperature exceeds 70°C to 125°C, the power can be revised according to the curve in the following figure	周围温度若超过 70°C 至 155°C 之间, 功率可照下图曲线予以修订 If the ambient temperature exceeds 70°C to 155°C, the power can be revised according to the curve in the following figure



■ 温度系数 (Temperature Coefficient)

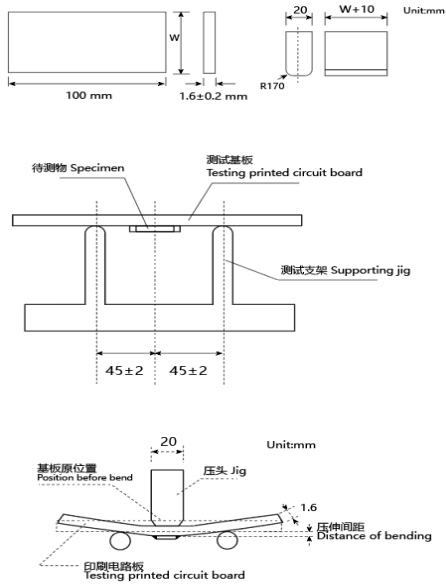
型别 Type	阻值范围 Resistance Range	产品精度和温漂系数 (ppm/°C) Resistance Tolerance and TCR (ppm/°C)		
		±1%	±2%	±5%
0201	$1\Omega \leq R < 10\Omega$	±400	±400	±400
	$10\Omega \leq R < 1M\Omega$	±200	±200	±200
	$1M\Omega \leq R < 10M\Omega$	±200	±200	±200
0402	$1\Omega \leq R < 10\Omega$	±400	±400	±400
	$10\Omega \leq R < 1M\Omega$	±100	±100	±100
	$1M\Omega \leq R < 10M\Omega$	±100	±100	±100
0603/0805/1206/1210	$1\Omega \leq R < 10\Omega$	±400	±400	±400
	$10\Omega \leq R < 1M\Omega$	±100	±100	±100
	$1M\Omega \leq R < 10M\Omega$	±100	±100	±100

■ 静电限制电压曲线图 (ESD Limiting Voltage Curve)








性能 (Performance)

项目 Item	测试方法 Test Methods	测试条件 Test Conditions	规格 Specification
温度系数 Temperature Coefficient	JIS C 5201 4.8	$TCR = (R - R_0) / (t - t_0) R_0 \times 10^6 (\text{ppm})$ R0: 电阻在室温下的阻值 (resistance at room temperature) R: 电阻在 125°C或-55°C下的阻值 (resistance at 125°C or -55°C) t0: 室温 (room temperature) t: 测试温度 (test temperature 125°C or -55°C)	As SEPC
短时间过负荷 Short-time overload	JIS C 5201 4.13	加载 2.5 倍的额定电压, 时间 5 秒后测量试验前后的阻值变化率。 Applied 2.5 times of rated voltage for 5 second. Measure the variation of resistance.	1%:±(1.0%+0.05Ω) 5%:±(2.0%+0.05Ω)
焊锡性 Solderability	JIS C 5201 4.17	沾助焊剂后浸入锡炉, 锡炉温度 245±5°C, 时间 3±0.5 秒。 Dip the terminal in a flux and then dip into a soldering bath at 245±5°C for 3±0.5sec.	> 95%面积上锡 (>95% coverage)
抗焊锡热 Resist to soldering heat	JIS C 5201 4.18	沾助焊剂后浸入锡炉, 锡炉温度 260±5°C, 时间 10±0.5 秒, 测量试验前后的阻值变化率。 Dip the terminal in a flux and then dip into a soldering bath at 260±5°C for 10±0.5sec. Measure the variation of resistance.	±(1.00% +0.05Ω)
绝缘电阻 Insulation resistance	JIS C 5201 4.6	电阻本体上加绝缘耐压 60±5 秒后, 测量绝缘电阻。 Applied the dielectric withstanding voltage on the center of body for 60±5seconds. Then measure insulation resistance.	> 10GΩ
绝缘耐压 Dielectric withstanding voltage	JIS C 5201 4.7	电阻本体上加绝缘耐压 60±5 秒。 Applied the dielectric withstanding voltage on the center of body for 60±5seconds.	无击穿、飞溅及可见机械性损伤 No evidence of flash over, mechanical damage arcing or insulation breakdown
温度快速变化 Rapid temperature changes	JIS C 5201 4.19	电阻放入温度循环机中, T1 温度: -55±3°C; T2 温度: 155±3°C/125±3°C, 放置 30 分钟, 共 300 个循环。量测试验前后阻值变化率。 Put specimen in a chamber which temperature can be T1: -55±3°C; T2: 155±3°C/125±3°C, 30min, repeated 300 cycles. Measure the variation of resistance.	1%:±(1.0%+0.05Ω) 5%:±(2.0%+0.05Ω)
ESD 试验 ESD test	AEC-Q200TEST 17 AEC-Q200-002	加载规定静电电压 2 次/间隔 1 秒, 0402 规格: 0.5KV,0603 规格: 1KV,其他规格 2KV. 0402:0.5KV,0603:1.0KV,Other:2KV,2times/1s	±(3.0%+0.05Ω)

项目 Item	测试方法 Test Methods	测试条件 Test Conditions	规格 Specification
温湿循环 Moisture resistance	MIL-STD-202 METHOD 106	25°C~65°C,90%~100%RH, 2.5 小时; 65°C 90%~100%RH, 3 小时; 65°C~25°C,80%~ 100%RH,2.5 小时, 10 个循环, 试验结束 24±4 小 时后进行测试。 25°C~65°C,90%~100%RH, 2.5H; 65°C 90%~ 100%RH, 3H; 65°C~25°C 80%~100%RH, 2.5H, 10 cycles, Measurement at 24±4 hours after test conclusion.	1%:±(1.0%+0.05Ω) 5%:±(2.0%+0.05Ω)
端子弯曲 Terminal bending	JIS C 5201 4.33	电阻焊接在测试板上进行弯折, 弯折保持时间 20± 1 秒, 1206 (含) 以下的尺寸弯曲 5+0.2/0 mm; 1206 以上的尺寸弯曲 2+0.2/0 mm; 量测试验前 后阻值变化率 Specimen shall be mounted on test board, then bend the board and maintained for 20± 1s. the distance of bending is 5+0.2/0 mm for resistors which size no larger than 1206 or 2+0.2/0 mm which size larger than 1206. Measure the variation of resistance. 测试板 (test board) 压头 (jig) 	±(1.00% +0.05Ω)
耐湿特性 Humidity	JIS C 5201 4.24	电阻放入恒温恒湿箱, 温度 40±2°C, 湿度 90~95 %RH; 通电额定电压 1.5 小时, 断电 0.5 小时;重复通断电至试验时间 1000 ⁺⁴⁸ / ₀ 小时。量 测试验前后阻值变化率。 Put the specimen in a chamber at 40±2°C temperature and 90%~95% relative humidity, then applied rated voltage for1.5H "ON" and 0.5H "OFF" repeatedly till total test time is 1000 ⁺⁴⁸ / ₀ H. Measure the variation of resistance.	0.5%、1%:±(1.0%+0.05Ω) 5%:±(2.0%+0.05Ω)

项目 Item	测试方法 Test Methods	测试条件 Test Conditions	规格 Specification
负荷寿命 Load life	JIS C 5201 4.25.1	电阻放入恒温箱中, 温度 $70\pm 2^{\circ}\text{C}$, ON TIME:1.5H, OFF TIME:0.5H, 通电额定电压 $1000^{+24}/_{-0}$ 小时, 量测试前后阻值变化率。 Put the specimen in a chamber at $70\pm 2^{\circ}\text{C}$ temperature, ON TIME:1.5H, OFF TIME:0.5H, and applied rated voltage for $1000^{+24}/_{-0}$ H. Measure the variation of resistance.	0.5%、1%: $\pm(1.0\%+0.05\Omega)$ 5%: $\pm(2.0\%+0.05\Omega)$

■ 本体标识 (Marking on the Resistor's Body)

<p>1.0201 及 0402 因本体太小, 本体上无字码标识 For 0201 and 0402 size, no marking on the body due to the small size of the resistor</p>		$472=47 \times 10^2=4.7\text{K}\Omega$
<p>2.公差$\pm 5\%$的产品, 以三字码标示, 前两位表示阻值的有效数字, 最后一位表示 10 的乘幂 $\pm 5\%$ tolerance product: the marking is 3 digits, the first 2 digits are significant figures of resistance value and the 3rd one denotes the power number of 10, (10X)</p>		10 Ω 以下标示: $5R6=5.6\Omega$ Below 10 Ω : $5R6=5.6\Omega$
<p>3.$\pm 0.5\%$, $\pm 1\%$, $\pm 2\%$的产品, 以四字码标示, 前三位表示阻值的有效数字, 最后一位表示 10 的乘幂 $\pm 0.5\%$, $\pm 1\%$, $\pm 2\%$ tolerance product: the marking is 4 digits, the first 3 digits are significant figures of resistance value and the 4th one denotes the power number of 10, (10X)</p>		$4992=499 \times 10^2=49.9\text{K}\Omega$
<p>4.0603 $\pm 1\%$ E96 系列的标准阻值, 因电阻本体太小, 采用三位代码标识。 Standard E96 series values of 0603 $\pm 1\%$: due to the small size of the resistor's body, use 3digits code to indicate the resistance value.</p>		100 Ω 以下标示 $6R81=6.81\Omega$ Below 100 Ω : $6R81=6.81\Omega$
<p>5.所有型别, 所有精度零欧姆产品, 采用 1 位代码标识, 即 0 All type and tolerance of Jumper products used 1 digit code to indicate the value, i.e. 0</p>		0 $\Omega=0$

■ 0603 $\pm 1\%$ E96 系列电阻值代码 Standard E96 Series Resistance Value Code for 0603 $\pm 1\%$ Marking

代码 Code	阻值 Value	代码 Code	阻值 Value	代码 Code	阻值 Value	代码 Code	阻值 Value	代码 Code	阻值 Value	代码 Code	阻值 Value
01	100	17	147	33	215	49	316	65	464	81	681
02	102	18	150	34	221	50	324	66	475	82	698
03	105	19	154	35	226	51	332	67	487	83	715
04	107	20	158	36	232	52	340	68	499	84	732
05	110	21	162	37	237	53	348	69	511	85	750
06	113	22	165	38	243	54	357	70	523	86	768
07	115	23	169	39	249	55	365	71	536	87	787
08	118	24	174	40	255	56	374	72	549	88	806

09	121	25	178	41	261	57	383	73	562	89	825
10	124	26	182	42	267	58	392	74	576	90	845
11	127	27	187	43	274	59	402	75	590	91	866
12	130	28	191	44	280	60	412	76	604	92	887
13	133	29	196	45	287	61	422	77	619	93	909
14	137	30	200	46	294	62	432	78	634	94	931
15	140	31	205	47	301	63	442	79	649	95	953
16	143	32	210	48	309	64	453	80	665	96	976

■0603±1%标记的倍增码 Multiplier Code for 0603 ±1% Marking

代码 Code	Y	X	A	B	C	D	E	F
指数 Multiplier	10^{-2}	10^{-1}	10^0	10^1	10^2	10^3	10^4	10^5

阻值标示如下 (So the resistance value are marked as the following examples)



$$10D = 124 \times 10^3 = 124K\Omega$$



$$38Y = 243 \times 10^{-2} = 2.43\Omega$$

0603 ±1%的产品，在标准 E24 系列中，但不属于 E96 系列，标示与 5%的字码相同，但是在中间字码

下加一条线 (Standard E24 and not belong to E96 series values of 0603 ±1%, the marking is the same as 5% tolerance but marking as underline)



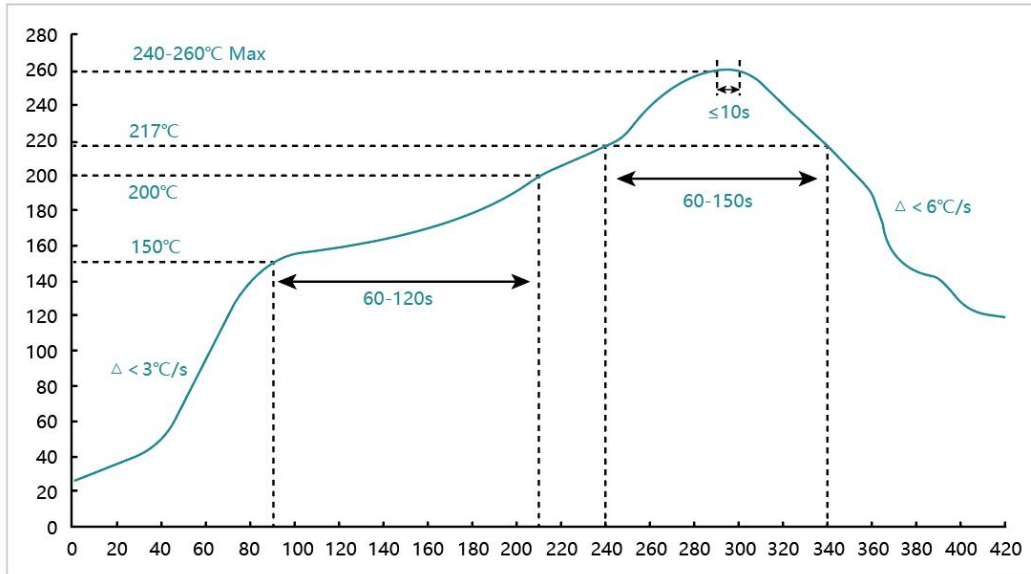
$$3\bar{3}1 = 33 \times 10^1 = 330\Omega$$



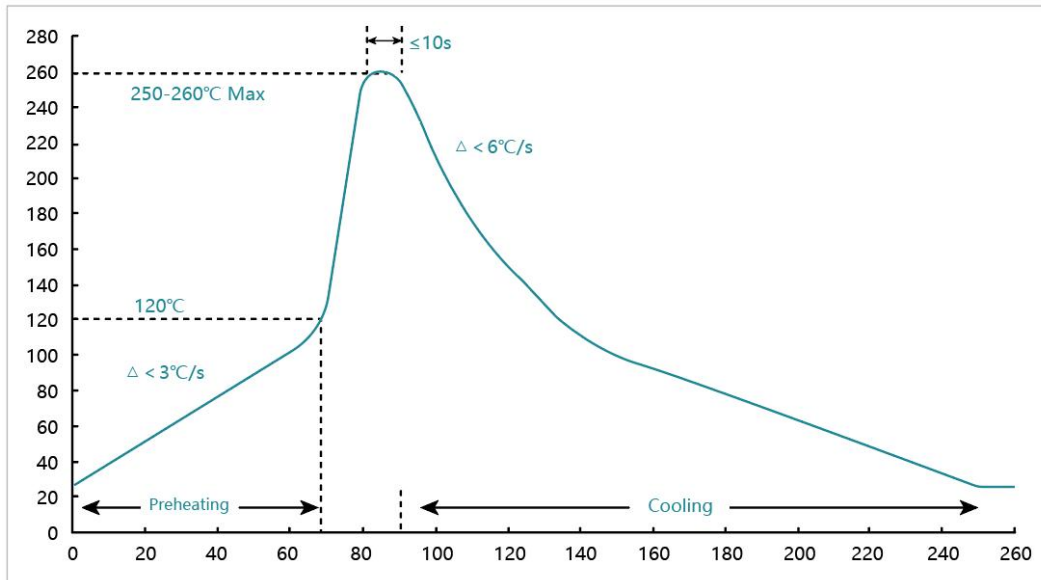
$$5\bar{6}0 = 56 \times 10^0 = 56\Omega$$

■ 焊接 (soldering)

- 建议回流焊曲线 (Recommend reflow soldering profile)



- 建议波峰焊曲线 (Recommend wave soldering profile)

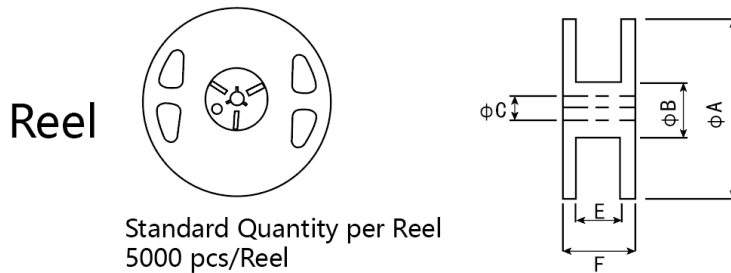


- 手工焊温度 (hand soldering temperature)

烙铁温度 $350 \pm 10^{\circ}\text{C}$ 3 秒之内, 避免烙铁接触电阻本体

The iron temperature is $350 \pm 10^{\circ}\text{C}$, hand soldering time less than 3S. Avoid solder iron tip direct touch the components body

■ 包装规格 (Tapping Specification)

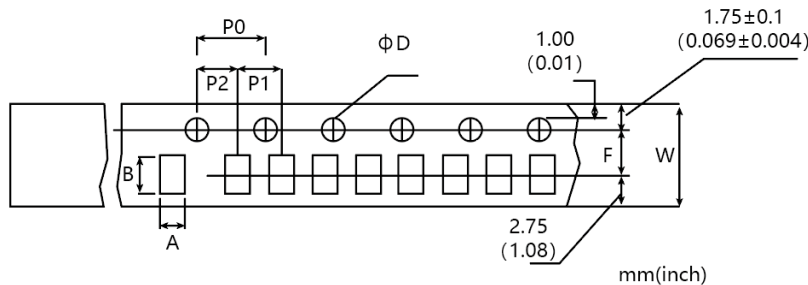


- 卷盘尺寸 (Reel dimension)

Type	Size	Unit	A	B	C	F	W	
0201	7"	10K/15K Reel	mm	178±2.0	60.0±1.0	13.5±0.5	11.4±0.1	9.00±0.3
0402	7"	10K/Reel	mm	178±2.0	60.0±1.0	13.5±0.5	11.4±0.1	9.00±0.3
0402	13"	40K/50K Reel	mm	330±2.0	100.0±1.0	13.5±0.5	11.4±0.1	9.00±0.3
0603/0805/1206/1210	7"	5K/Reel	mm	178±2.0	60.0±1.0	13.5±0.5	11.4±0.1	9.00±0.3
0603/0805/1206	10"	10K/Reel	mm	254±2.0	100.0±1.0	13.5±0.5	11.4±0.1	9.00±0.3
0603/0805/1206	13"	20K/Reel	mm	330±2.0	100.0±1.0	13.5±0.5	11.4±0.1	9.00±0.3

- 包装尺寸 (packing dimension)

纸带编带 Paper Taping



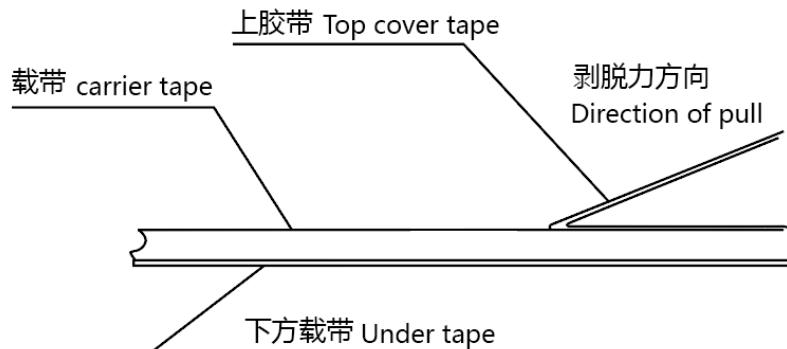
Unit: mm

Dim	A	B	D	F	P0	P1	P2	W	T
0201	0.38±0.05	0.68±0.05	1.50±0.10	3.50±0.05	4.00±0.10	2.00±0.10	2.00±0.05	8.00±0.20	0.42±0.03
0402	0.65±0.10	1.15±0.10	1.50±0.10	3.50±0.05	4.00±0.10	2.00±0.10	2.00±0.05	8.00±0.20	0.42±0.03
0603	1.10±0.10	1.90±0.10	1.50±0.10	3.50±0.05	4.00±0.10	4.00±0.10	2.00±0.05	8.00±0.20	0.60±0.03
0805	1.65±0.20	2.40±0.20	1.50±0.10	3.50±0.05	4.00±0.10	4.00±0.10	2.00±0.05	8.00±0.20	0.75±0.05
1206	1.90±0.20	3.50±0.20	1.50±0.10	3.50±0.05	4.00±0.10	4.00±0.10	2.00±0.05	8.00±0.20	0.75±0.05
1210	2.80±0.20	3.50±0.20	1.50±0.10	3.50±0.05	4.00±0.10	4.00±0.10	2.00±0.05	8.00±0.20	0.75±0.05

■ 上胶带剥离力测试 (Peel force of top cover tape)

上胶带以 200mm/分钟的速度，沿 165~180 度角的方向进行剥离，如下图所示。纸带的剥离力范围为 10g~70g；载带的剥离力范围 30~100g。

The top cover tape is pulled at a speed of 200 mm/min with the angle between the tape during peel and the direction of unreeling maintained at 165 to 180 degree as following picture. The peel force of paper carrier tape shall be 0.1N to 0.7N(10 to 70 g), the peel force of plastic carrier tape shall be 0.3N to 1N (30 to 100 g)



■ 厚膜电阻器使用说明 (Chip Resistor Instructions for use)

本产品以下特殊环境下应用，性能可能会受到影响：

(Application of the products in a special environment can deteriorate product performance):

1. 高温；
High temperature
2. 有海风或腐蚀性气体，包括氯气，硫化氢，氨气，二氧化硫，二氧化氮等；
Near the sea ,or corrosive gas, such as $Cl_2, H_2S, NH_3, SO_2,$ and $NO_2,$ etc;
3. 各种类型的液体，包括水，油，化学品，有机溶剂的使用；
Unverified liquids, such as water,oil,chenical or organic solvent;
4. 在用树脂或其他涂层材料密封产品的情况下使用；
Unverified resin or paint to cover products;
5. 焊接后使用不洁焊剂或使用水或水溶性清洁剂清洗产品
Products should be washed with soluble cheaner even if non cleaning flux.

- 储存 / 搬运条件 (Storage / Carry conditions)

1. 储存温度 $25\pm 5^{\circ}C$ Temperature: $25\pm 5^{\circ}C$
2. 湿度 30%~70%RH Humidity: 30%~70%RH
3. 储存期限：先进先出，2年 Storage life: 2years FIFO
4. 存放和搬运时，请保持盒子的正确方向。严禁跌落在箱体上，否则可能损坏产品电极或本体
Please hold box correct orientation when storing and carrying.It is strictly prohibited to fall on the box.
otherwise the product electrode or body may be damaged

